

Hyperfilter

Compressed Air Filters



Compressed air incorporates a high concentration of dirt, oil, moisture and other impurities. Failure to remove these contaminants will lead to escalating maintenance costs, lengthy downtimes and damaged finished goods.

Hyperfilter has been specifically designed to prevent these undesired effects, offering a comprehensive range of compressed air filters covering all industrial needs.

The secret of Hyperfilter is its highly advanced filter element. This combines a particle retention efficiency of 99,9999% with a very low pressure drop. The upshot is extremely clean air with minimal operating costs.



Hyperfilter filtration grades^(*)

Solid particles

Class 1: Grade S

For particles up to 0,01 micron.

Class 2: Grade P

For particles up to 1 micron.

Class 3: Grade Q and D

For particles up to 3 micron. D grade is specifically designed for the filtration of dry dust, downstream the dryer.

Oil

Class 1: Grade S

Max remaining oil content 0,01mg/m³

Grade C

Activated carbon oil vapour removal

Max. remaining oil content 0,003mg/m³

Class 3: Grade P

remaining oil content 0,5 mg/m³

^(*) ISO 8573-1 Reference conditions

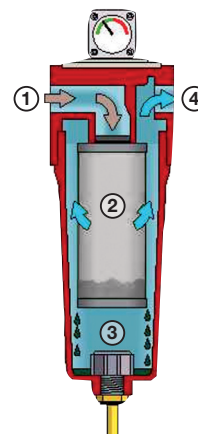
Product Features:

- Protects tools and downstream equipment
- Increases efficiency, reduces downtimes
- Significantly reduces maintenance costs
- Full range of models and filtration grades for all industrial applications
- Guaranteed performance levels
- The new look housing features a redesigned inside to reduce pressure drops even further, saving energy

The differential pressure gauge warns when the element needs changing. Both a warning light and a remote contact are also available. Alternatively, it is possible to install an indicator on the filter.

The air-tight seal cannot be opened when the filter is under pressure, offering added protection.

The HDI zero-loss drain (standard on models HFN005-072 for filtration grades Q, P and S) features an auto-cleaning protection screen for highest reliability. Simply press the drain to verify its correct operation.



Operation

- 1) The air enters the filter.
- 2) The air passes through the filter element, which holds virtually all solid and liquid particles with a size higher than the grade of filtration installed.
- 3) The filtered liquid and solid particles drop to the bottom of the filter to be removed by the condensate drain.
- 4) The filtered air exits the filter.

To maintain the air quality standards, filter elements must be replaced at least every 12 months with genuine Parker Hiross parts.

Annual filter element changes are therefore essential and ensure:

- Optimal performance is maintained
- Air quality continues to meet international standards
- Low operational costs
- Continued protection of downstream equipments & processes

Failure to perform the scheduled replacement can lead to increasing system pressure drops.



Grade	Filtration type	Typical applications
Q	general purpose	bulk liquid & solid removal , vacuum pump pre-filter, air blowers, refrigeration dryer pre-filter, large pneumatic tools
P	fine filtration	general pneumatic tools & controls, air conveyors, compressed air motors, sand blasting, shipyards & shipping, vacuum pump post-filter, metal working, adsorption dryer pre-filter (oil-free), air motors
S	ultra fine	air conveyors, spray painting, air logistics, instrumentation, air gauging, fine pneumatic tools, adsorption dryer pre-filter (non oil-free), oil-free air
C	critical filtration	hospital & medical, film processing, pharmaceuticals, non-critical breathing air (without CO/CO ₂ removal), critical instrumentation, odour- taste and oil vapour removal, production / packaging / transport of food, breweries, beverages and dairies
D	very low dew point filtration	dust filtration, dry particle removal, pharmaceuticals, cosmetics, electronics, food, automotive, chemical, dairies, breweries, aviation, hospitals, refineries, plastics, textiles, railways, adsorption dryer post-filter

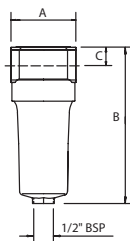
Accessories & versions:

- kit for installation in series of two or more filters;
- wall mounting kit;
- counterflanges kit (for flanged models);
- remote contact kit;
- element supervision indicator;
- differential pressure gauge;
- flanged models can be supplied in stainless steel for aggressive ambients.

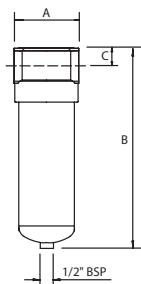
Technical data

Model	technical data			dimensions (mm)			weight (kg)
	air flow		air	width	height	connec.	
	m³/h	m³/min	connec.	A	B	C	
HFN005	31,8	0,53	¼"	69	168	21	0,6
HFN010	60	1	3/8"	89	267	24	1,2
HFN018	108	1,8	½"	89	267	24	1,2
HFN022	132	2,2	¾"	89	267	24	1,2
HFN030	180	3	¾"	109	367	34	2,4
HFN045	270	4,5	1"	109	367	34	2,4
HFN062	372	6,2	1¼"	109	514	34	3
HFN072	432	7,2	1½"	109	514	34	3
HFN122	732	12,2	1½"	150	550	41	5,2
HFN135	810	13,5	2"	150	550	41	5,2
HFN175	1.050	17,5	2"	150	928	41	6,5
HFN205	1.230	20,5	2"	150	928	41	6,6
HFN300	1.800	30	2½"	188	733	56	13,5
HFN370	2.220	37	3"	188	933	56	16
NFF380	2.280	38	DN 80	450	1.152	157	54
NFF520	3.120	52	DN 100	500	1.277	206	96
NFF610	3.600	60	DN 100	500	1.277	206	96
NFF750	4.500	75	DN 100	500	1.277	206	96
NFF1000	6.000	100	DN 150	640	1.417	315	169
NFF1510	9.000	150	DN 150	640	1.417	315	169
NFF2000	12.000	200	DN 200	810	1.462	350	278
NFF2500	15.000	250	DN 200	810	1.462	350	278
NFF3000	18.000	300	DN 250	940	1.541	376	320
NFF4500	27.000	450	DN 300	1.026	1.659	467	492

Performances are indicated at filtration temperature of 20 °C and working pressure of 7 bar_g. Weights are inclusive of filter element but without condensate drain. Materials: HFN005-370 in aluminium, ~~NFF in carbon steel~~. Filters supplied with elements Q, P and S feature as standard HDI condensate drain up to model HFN072, HDF120 for models HFN122-HFS380 and HDF180 for models ~~NFF520-NFF4500~~. Filters supplied with elements D and C feature a manual drain. All filters are for operation up to 65 °C, 40 °C for activated carbon working temperature.



HFN 005-205



HFN 300-370

Váš autorizovaný distributor v ČR



ENERGOEKONOM
spol. s r.o.